

THE UPCYCLING PLAN



HERE IS HOW IT ALL WORKS



Client Steps



Baer Steps

FILL OUT A WORKSHEET

Our Project Assessment Worksheet will give us information about the physical properties of the material to be upcycled and what type(s) of product(s) you want us to make from your billboard, banner or other material.



ASSESSMENT & CONFIRMATION

We'll look over your information and confirm whether we think the project will be feasible. If so, we'll get a project number assigned and ask you to send us a swatch of the material.



SEND US A SAMPLE OF YOUR MATERIAL

A small piece – about 12" x 12" – will help our partner determine the thickness, flexibility, printability, and other properties to ensure it's something we can work with.



WE'LL PREPARE AN ESTIMATE OF YIELD AND FEASIBILITY

Once the sample piece is in hand, our partner will assess the material to determine the types of products it can yield, along with estimates for quantities and pricing of the resulting products.



WE NEED YOUR APPROVAL

Once we agree on the physical details and yield estimate, we'll collect an engineering fee to get things moving along.



SHIP YOUR MATERIAL TO BPM

Send us all the full sheets or rolls of material to be used for making the product(s).



INSPECT THE MATERIAL

Our partner will unroll/unfold the material and hang it up to check material condition and take measurements. They will locate and note any blemishes, grommets, or other fixtures that need to be considered in production.



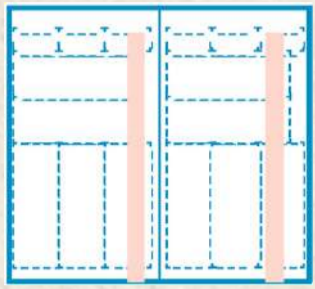


Client Steps



Baer Steps

SET UP THE BLOCKING AND MARKERS



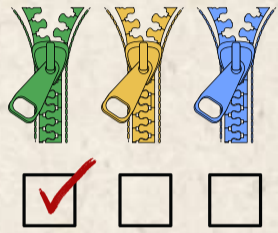
Our partner will determine the blocking (how the material will need to be cut to be able to fit the production equipment). The blocking will be combined with the marker and superimposed onto the photo(s) as a “digital proof” . This proof will also communicate the committed deliverables for the project.



CHOOSE THE COMPONENT COLORS



You'll need to let us know what colors and styles you want for zippers, straps, hardware, or any other components applicable to the items we'll be making.



REVIEW YOUR PROOFS & YIELD

Look over the digital proof with the blocking and marker information.



APPROVE PRICING & LEAD TIME

We'll send a final quote based on the products and components you've chosen.




CLEAN & PREP

Our partner will clean the material and remove any grommets, hems, or fixtures that might cause trouble in production.



WE'LL MAKE THE PRODUCTS

Our partner will cut, print (if applicable), and sew the panels together to make the products. They'll get packaged and shipped to you.



Contact Kathryn at BPM for further details.

Email:

kathryn@baerpm.com

Phone:

405.880.9590

Check us out at: www.baerpm.com